

Invest
Lithuania

**Lithuania.
Your targets.
Exceeded.**

April 2022



Facts & figures

Population¹ **2.8M**

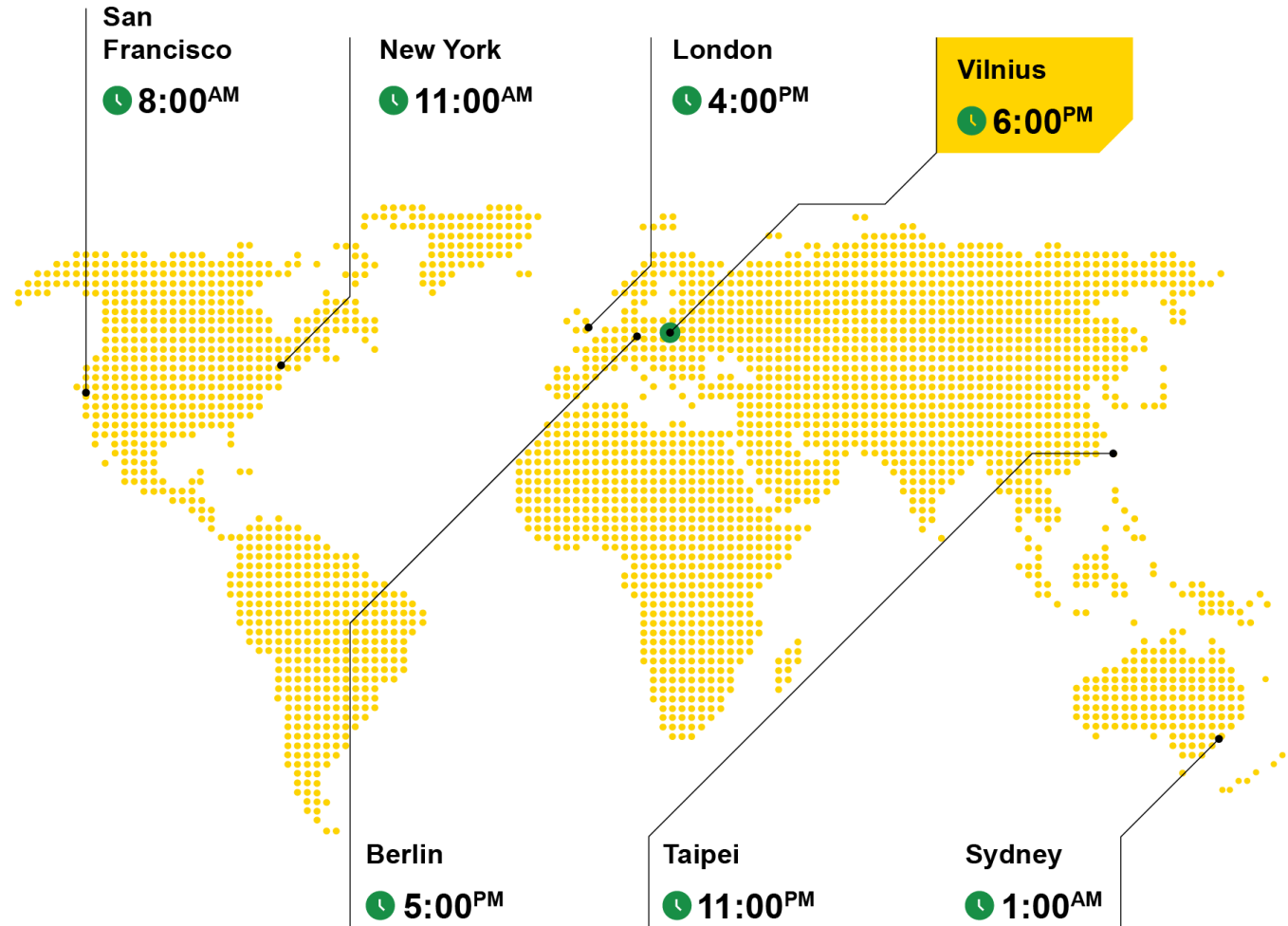
Labour pool¹ **1.5M**

Unemployment¹ **7.4%**

Member of:



Source 1: Statistics Lithuania, 2021



Lithuania: the global leader



1st place in EU

By real GDP per capita growth
2000-2021¹



#19

out of top **60** countries
evaluated

Global Services Location Index²



#7

out of **165** countries
evaluated

Economic Freedom of the World³



#2

out of **84** countries
evaluated

Greenfield FDI Performance Index⁴



#16

out of **110** countries
evaluated

Digital Quality of Life Index⁵



#6

out of **194** countries
evaluated

Global Cyber Security Index⁶

Source 1: Eurostat, 2022
Source 2: Kearney, 2019
Source 3: Fraser Institute, 2021

Source 4: fDi Intelligence, 2021
Source 5: Surfshark, 2021
Source 6: The International Telecommunication Union, 2020

They speak about us

FINANCIAL TIMES

Bloomberg

Forbes

BUSINESS
INSIDER

\sifted/

fDi Intelligence

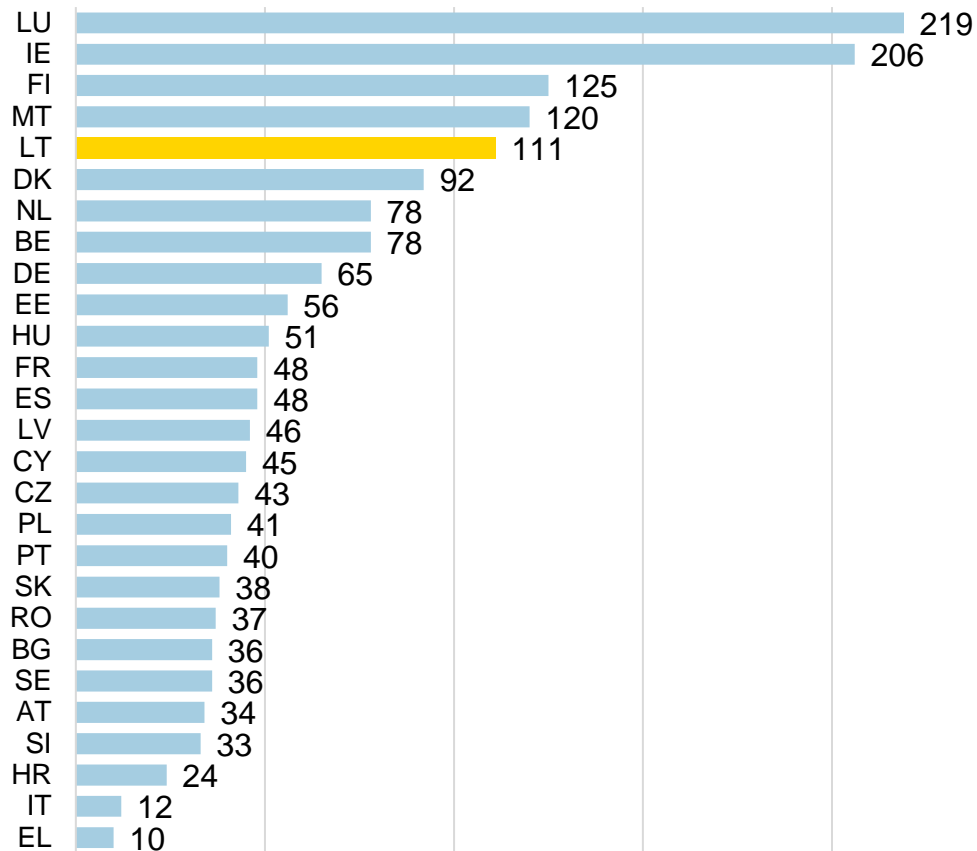
TC TechCrunch

The
Washington
Post

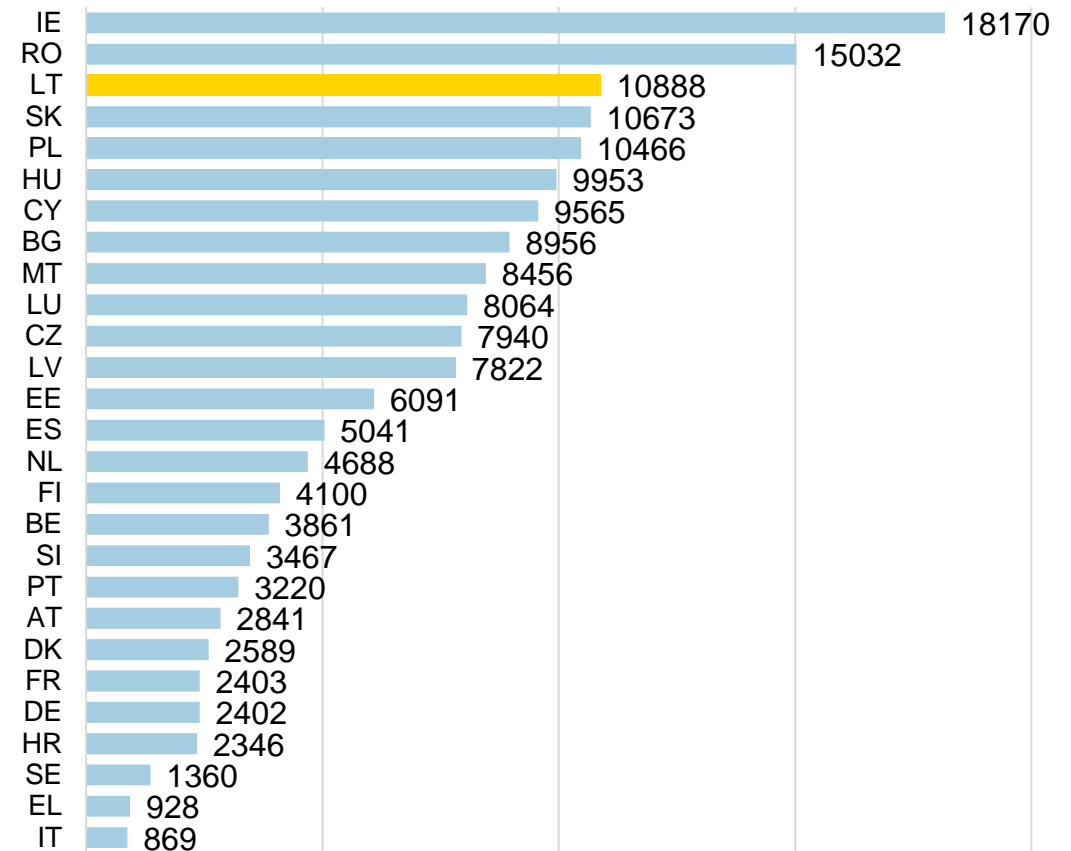


Lithuania – among top 5 EU countries by FDI attraction and planned jobs

FDI projects per 1 M inhabitants in 2015 - 2019



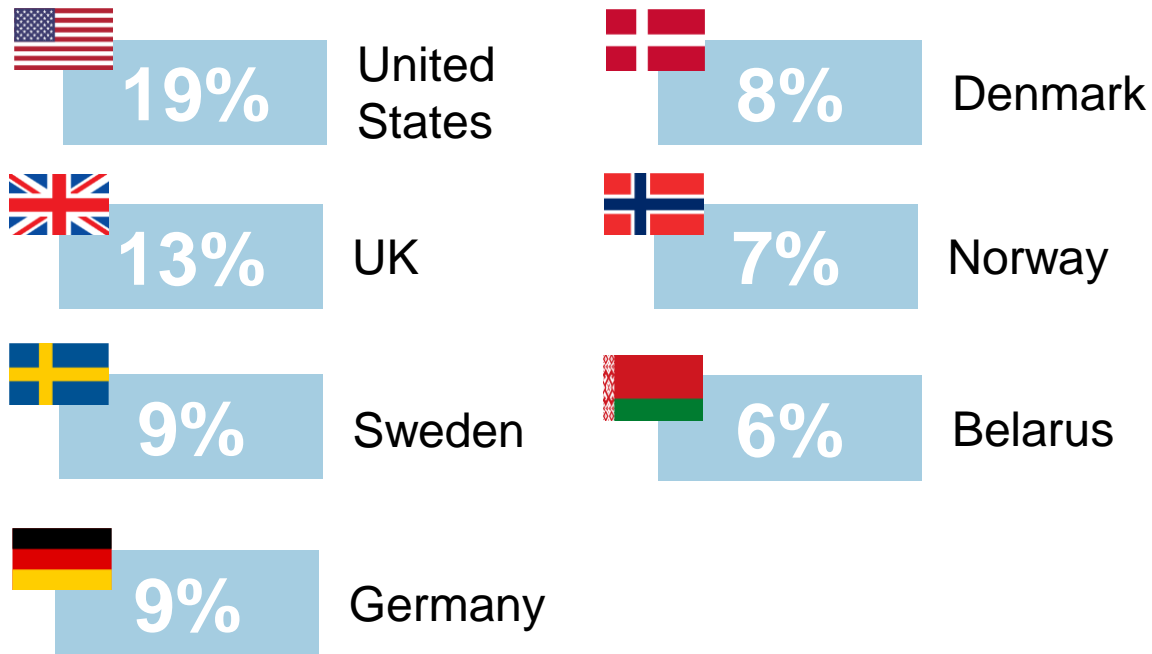
Planned jobs per 1 M inhabitants in 2015 - 2019



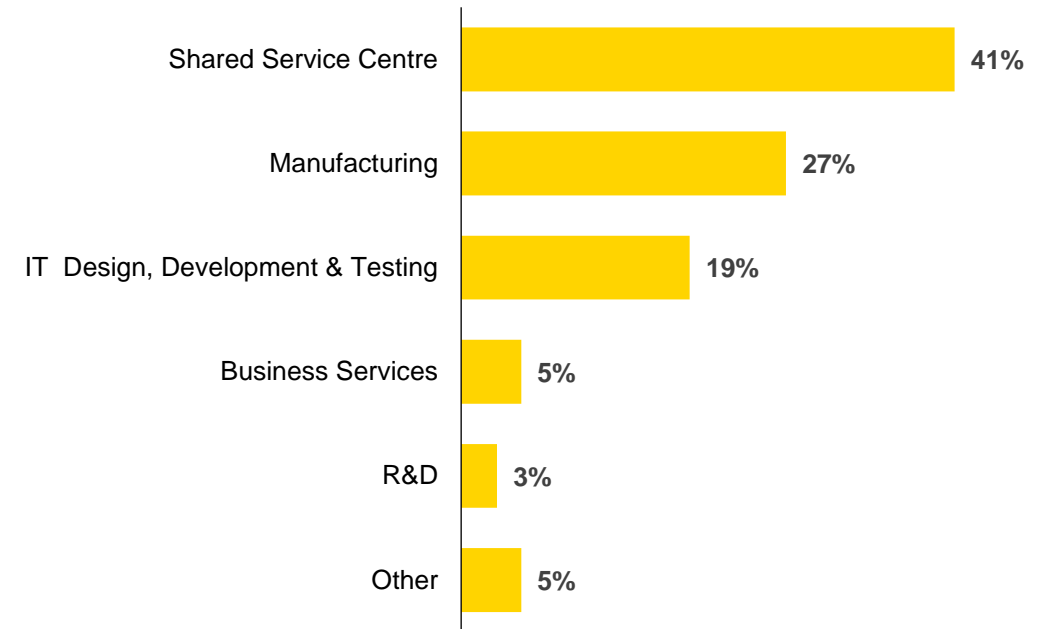
Source: fDi Markets, 2020; Eurostat, 2020; Invest Lithuania

FDI by country and project type

TOP investing countries by share of total projects | 2010-2021



TOP business activities according to jobs planned | 2010-2021





What gives Lithuania the edge?

- Young & talented labour pool
- World-class infrastructure
- Business friendly environment
- Perfect living pace

1



Skilled, educated, multilingual talent



5th globally

by digital/technological skills availability¹



4th in EU

for percent of 25-34 y.o. population with a higher education²



52%

speak at least two foreign languages³

EN

85%

proficiency in English among young professionals⁴

Source 1: IMD World Competitiveness Yearbook 2021
Source 2: Eurostat, 2019

Source 3: Invest Lithuania estimations based on Population Census 2011, 2021
Source 4: Eurostat, 2016



Digital infrastructure: fast, reliable and affordable



3rd in EU
for mobile 4G coverage¹



2nd in CEE
for ICT infrastructure²



4th in EU
for fixed broadband price³

Source 1: OpenSignal, 2018
Source 2: EBRD Knowledge Economy Index, 2019
Source 3: Digital Economy and Society Index, 2020



5th
globally in digital / technological
skills availability

IMD World Competitiveness Yearbook, 2021

Logistics: fast connection infrastructure

Road & Rail

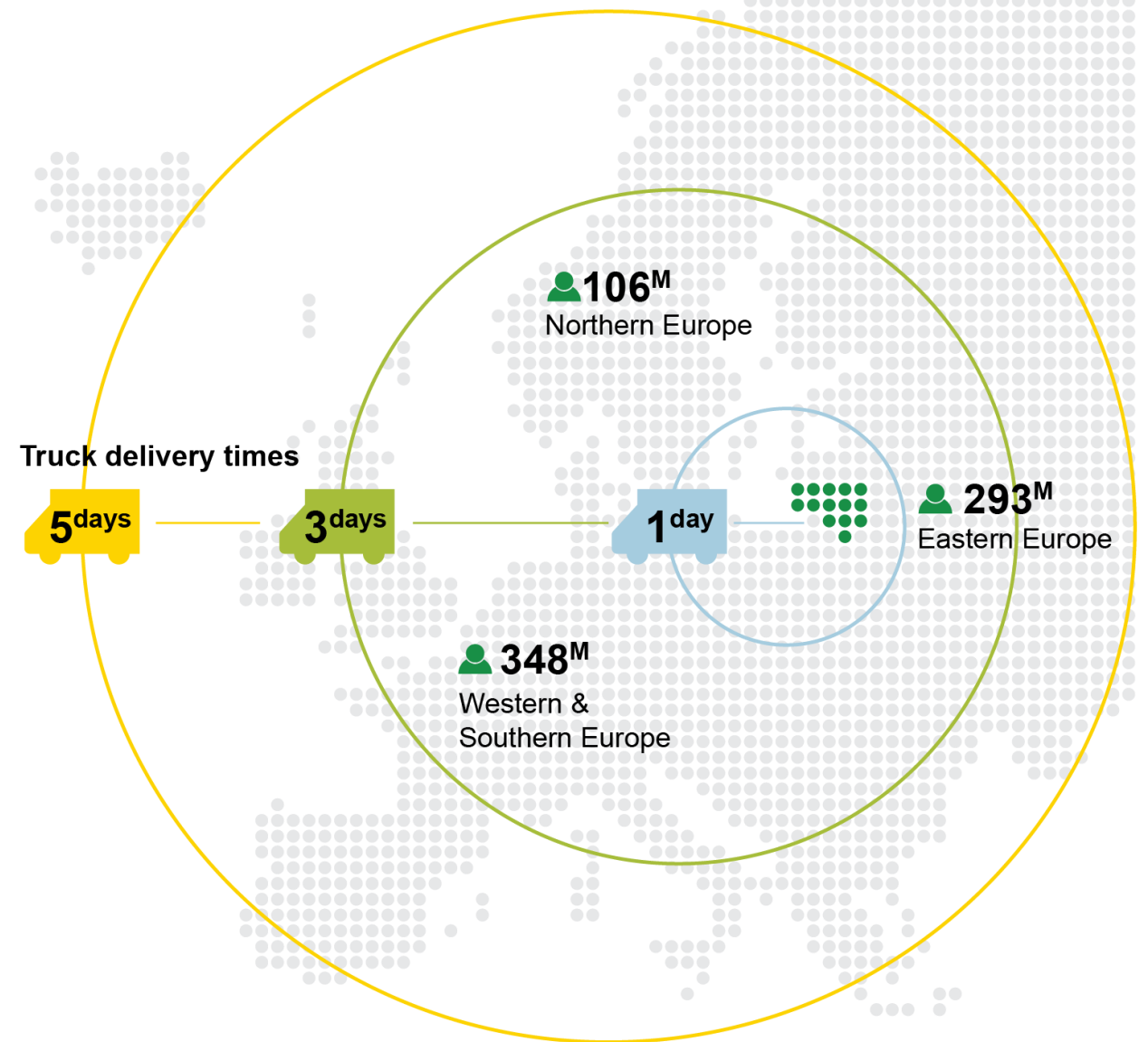
- 2nd in CEE for quality of roads¹
- Rail cargo services direct to Russia, Belarus, Latvia, Poland, Germany, Ukraine and Asia

Air

- 3 International Airports, access to major European cities within 2-3 hours flight

Sea

- Klaipėda State ice-free Seaport
- 14.5 m deep port, handling up to 65 million tons of cargo annually, the largest port in the Baltic States²



Source 1: World Economic Forum, Global Competitiveness Report, 2019

Source 2: www.portofklaipeda.lt

Business friendly environment

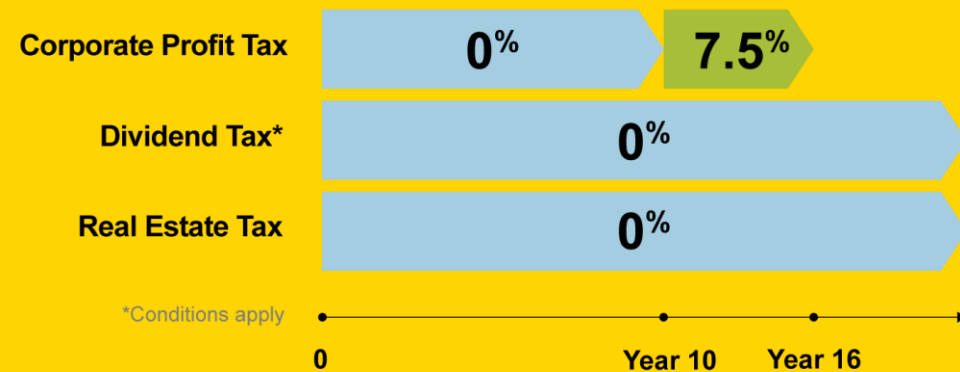
Corporate income tax	0-15%
VAT	21%
Dividends	0-15%
Personal income tax	20%



6th globally
in International Tax
Competitiveness Index¹

Source 1: Tax Foundation, ITCI 2019

Tax incentives in Lithuania's 7 Free Economic Zones (FEZ):





Perfect living pace



Work-life balance

Vilnius – among TOP 10 cities globally with the best work life balance¹



Happy

98% of Vilnius inhabitants are satisfied with living here (highest percentage among EU capitals)²



Affordable


Vilnius is among TOP 10 least expensive EU capitals to live in for expatriates³

Source 1: Mercer's 2021 Quality of Living City Ranking
Source 2: European Commission, 2016
Source 3: Mercer's 2021 Cost of Living Ranking



Key sectors:

- Global Business Services & ICT
- Manufacturing
- Technology
- Life Sciences



Global Business Services & ICT



40%

of all companies are from USA¹



35

the largest number of languages used in a single center¹



14%

yearly growth of GBS & ICT sector¹

Source 1: Lithuania's business services report, 2020, Invest Lithuania



12 Fortune500

companies already established their global operation hubs in Lithuania

accenture

AmerisourceBergen

Booking.com

Cognizant



McKesson

Moody's



ORACLE



WesternUnion WU

Manufacturing



20%

of Lithuania's GDP is generated by its manufacturing sector¹




18%

of Manufacturing projects from German companies¹



DE, PL, US, LV, SE

main export destinations¹



Automotive is a leading sector by share of high value-added projects



Expertise Applied | Answers Delivered



Technology



#1 in EU

Largest Fintech hub in Europe in terms of licensed companies¹



38%

Yearly average ICT services export growth²



4th globally

for number of startups³


Source 1: EUCLID Register, European Banking Authority, 2020

Source 2: Infobalt, 2020

Source 3: Google for Startups, 2021



Life Sciences



5% of GDP

by 2030 - the goal set by Lithuanian government¹



22%

yearly growth - one of the fastest-growing in EU²



90%

of all Life Sciences production is exported³

Source 1: Lithuania's Life Sciences Strategy approved by the Parliament, 2018

Source 2: Source: Statistics Lithuania, 2021

Source 3: PwC, Business Guide 2018

ThermoFisher
SCIENTIFIC



Vilnius site

Centre of Excellence for
Biosciences

FTE

1,900

Established

2010, Vilnius

Activities

Manufacturing and R&D



Achievement

Vilnius site received Shingo
Prize for Operational
Excellence

Thank You!



Laisvis Makulis
Vice President

✉ Laisvis.Makulis@Investlithuania.com
☎ +370 630 09197

