

SETTING STANDARDS IN INNOVATIONS

LONG-TERM EXPERIENCE IN ANALOG MIXED-SIGNAL SEMICONDUCTOR SOLUTIONS



1984 year of foundation

16 locations worldwide
HQ in Dortmund

6 product segments



RANGING



SENSOR ICs



OPTICAL



MOTOR CONTROL



LIGHTING



SAFETY, POWER & CUSTOM ICs

1300 employees
>350 engineers

295 million EUR revenue
in 2019

~5 Elmos ICs
Ø in every new car


Certified for highest quality and safety standards ISO 26262, IATF 16949, AEC-Q100

IC SOLUTIONS FOR ASSISTED AUTONOMOUS DRIVING

ULTRASONIC SENSOR SOLUTIONS



RANGING



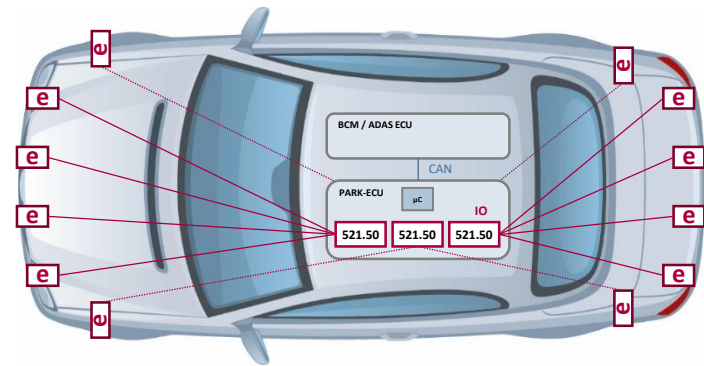
AUTOMOTIVE



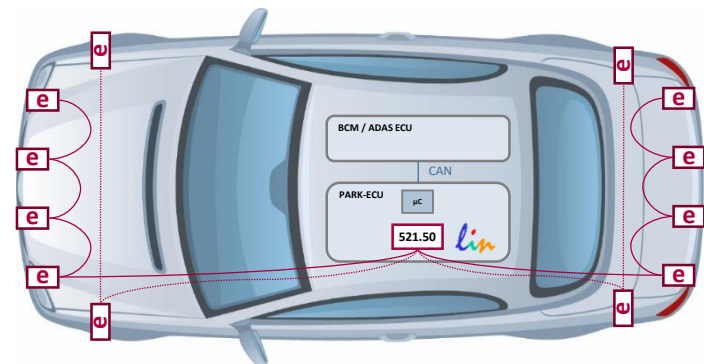
DELIVERY ROBOTS



DRONES



US- Architecture



Key Features


- Range detection from 10cm up to 700cm
- Near field detection <1cm
- Enabling object localization, level- and flow-metering
- Functional Safety ISO26262 – ASIL B
- Broad ASSP product portfolio

SENSOR IC SOLUTIONS FOR HUMAN-MACHINE-INTERFACE


CMOS TECHNOLOGY



OPTICAL



TOF Imager – Ev. Board
32x32pixel




LIDAR Demonstrator
256x16SPAD + 16CH Laser Driver



DISPLAYS

PROXIMITY & GESTURE RECOGNITION

- HALIOS® Technology
- High light immunity
- Best cost/low latency



ROBOTICS

OBJECT DETECTION & FINGER RECOGNITION

- 3D -TOF Imager for LED, VCSEL, EEL
- Range up to 1m
- Low power consumption
 - Sleep current > 14uA
 - Full operation mode current 2.6mA
- Automotive qualified (AEC-Q100)



MOBILE MACHINES

NEW TECHNOLOGY CONCEPTS FOR LIDAR APPLICATIONS

- CMOS - SPAD Array
- Short and mid-range
- Ambient light rejection
- **Multi-Channel Laser Driver**
- 16 laser dies in 10 x 4 mm²
- Ultra short laser pulse width 1ns @ 50A peak current

ACKNOWLEDGMENTS

Parts of the research is funded by the Federal Ministry for Economic Affairs and Energy in the framework of the “IPCEI Microelectronics”.

Supported by:



on the basis of a decision
by the German Bundestag





DISCLAIMER

This presentation contains forward-looking statements based on beliefs of Elmos' management. Such statements reflect the company's current views with respect to future events and are subject to risks and uncertainties. Many factors could cause the actual results to be materially different, including, among others, changes in general economic and business conditions, changes in currency exchange rates and interest rates, introduction of competing products, lack of acceptance of new products or services and changes in business strategy. Actual results may vary materially from those projected here. Elmos does not intend or assume any obligation to update these forward-looking statements.

Elmos Semiconductor SE

Heinrich-Hertz-Str. 1 | 44227 Dortmund | Germany | Telephone: + 49 231 75 49 0 | info@elmos.com | www.elmos.com